

Alutiiq Gingerbread

Produced with support from the
City of Kodiak Youth Recreation Grant
and the USCG Spouses' Association of Kodiak



SUPPLIES:

- Gingerbread cookie dough, chilled
- Baking sheet
- Parchment paper
- Gingerbread cookie cutter
- Candy sprinkles for eyes and mouths
- Garlic press and/or a Play-doh Fun Factory
- Rolling pin
- Flour for rolling
- Toothpick
- Knife
- Oven
- Photos or drawings of Alutiiq Clothing

Optional – small shape cookie cutters, royal icing

Step One: Mix

Make your dough and chill it overnight. We recommend Martha Stewart's gingerbread recipe: <https://www.marthastewart.com/856801/basic-gingerbread-cookies>

Step Two: Cut

Roll out a portion of your dough and cut out enough gingerbread people to fill one sheet without crowding (6 per sheet). Cut the cookies at least 1/8 inch thick. Place the cut cookies on parchment paper on a cookie sheet. While you are working, keep the rest of your dough in the refrigerator.



Step Three: Decorate

Use candy sprinkles to add eyes and a mouth.

Press some dough through the garlic press/fun factory to form strands and give your cookie a hairdo.

Press some dough through the garlic press/fun factory, or cut length of dough to form strands for making clothing. Use the drawing of Alutiiq clothing provided below for inspiration.

Hanna Sholl's Coloring Alutiiq: <https://alutiiqmuseum.org/learn/contest>

Step Four: Bake

Bake your cookies following recipe directions. Be careful not to overbake. The cookies will harden a little as they cool, so take them out before they start to brown.

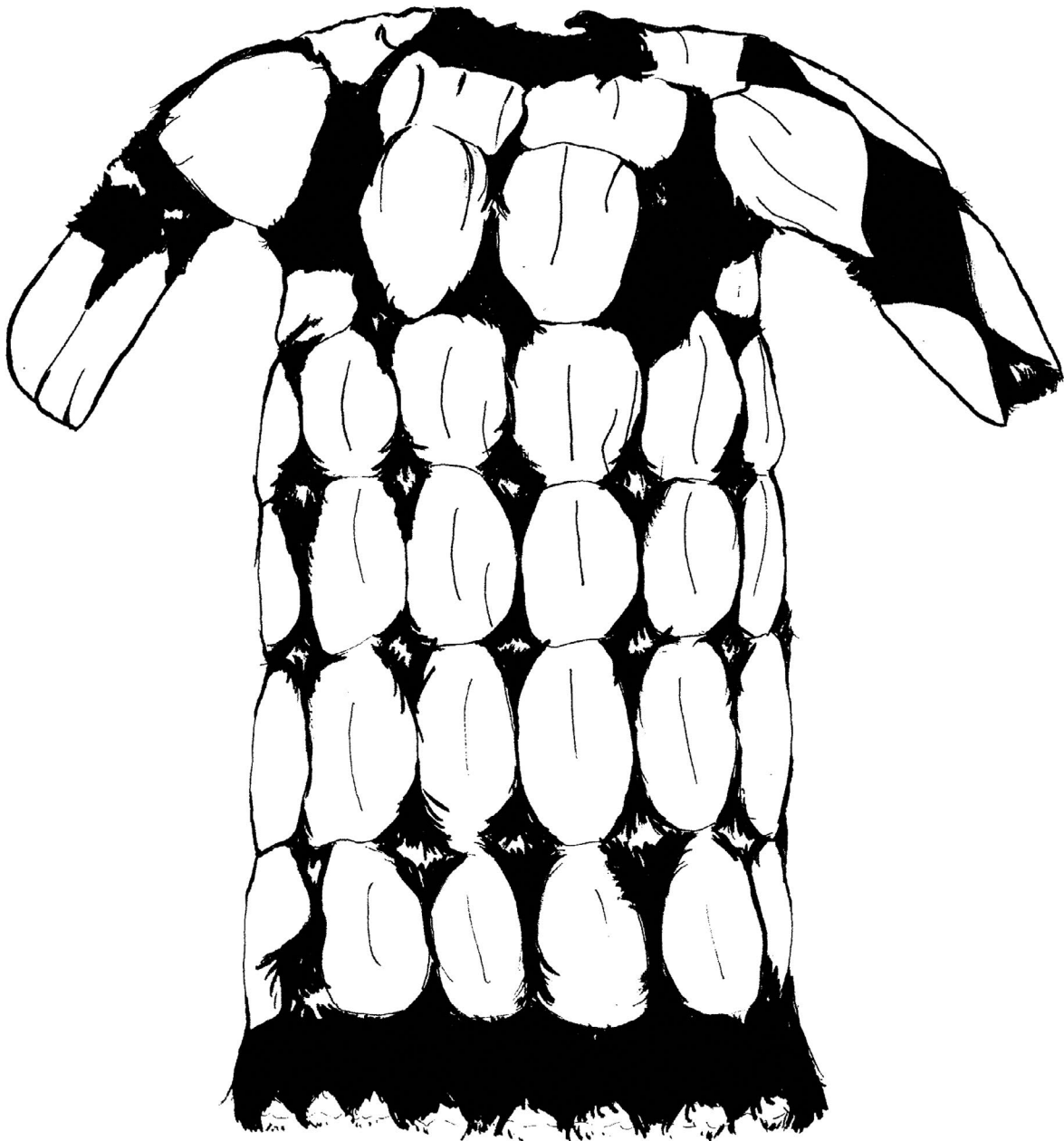

Step Five: Ice

When the cookies are completely cooled, you can add royal icing to accent clothing details or color areas. Consider using red, white, and black—traditional Alutiiq colors.

Share photos of your cookies with us! **#Alutiiqmuseum, #Alutiiqeverywhere**

Atkuk—Parka

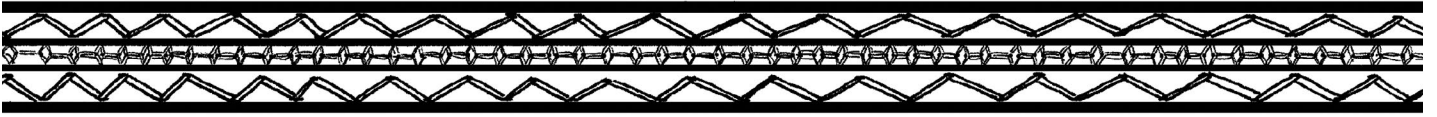
Made from puffin skins



Puffin Parka: <https://alutiiqmuseum.org/images/stories/events/ColoringContest/1Sep18.pdf>

Kanaglluk—Gutskin Rain Coat


Made from bear intestine



Gutskin Rain Coat: <https://alutiiqmuseum.org/images/stories/events/ColoringContest/2Oct8.pdf>

Atkuk—Parka


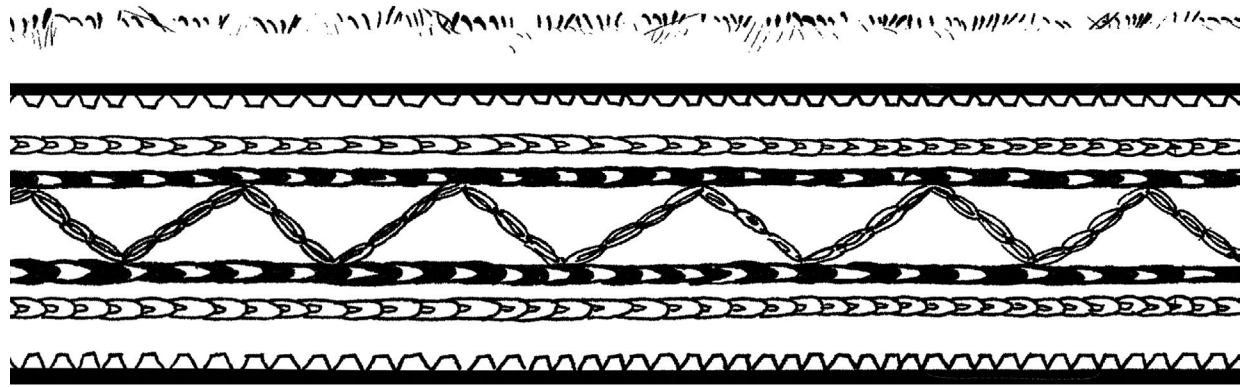
Made from caribou skin
Decorated with puffin beaks



Caribou Skin Parka with Puffin Beaks: <https://alutiiqmuseum.org/images/stories/events/ColoringContest/3Nov18.pdf>

Atkuk—Parka

Made from cormorant skins



Cormorant Skin Parka: <https://alutiiqmuseum.org/images/stories/education/ColoringAlutiiq/6Feb19.pdf>


Qanganaq—Squirrel Skin Parka



Squirrel Skin Parka: <https://alutiiqmuseum.org/images/stories/education/ColoringAlutiiq/7Mar19.pdf>

Atkuk—Parka

Made from caribou skins



Caribou Skin Parka with Embroidery Rosette: <https://alutiiqmuseum.org/images/stories/education/ColoringAlutiiq/8Apr19.pdf>